


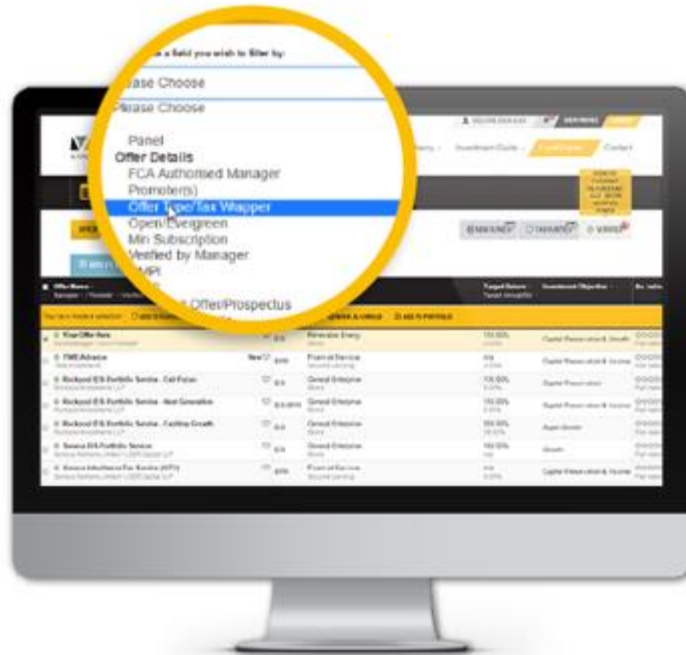
The **go-to place** when advising on  
**tax-advantaged investments**



# **SEARCH, FILTER, COMPARE & MONITOR**

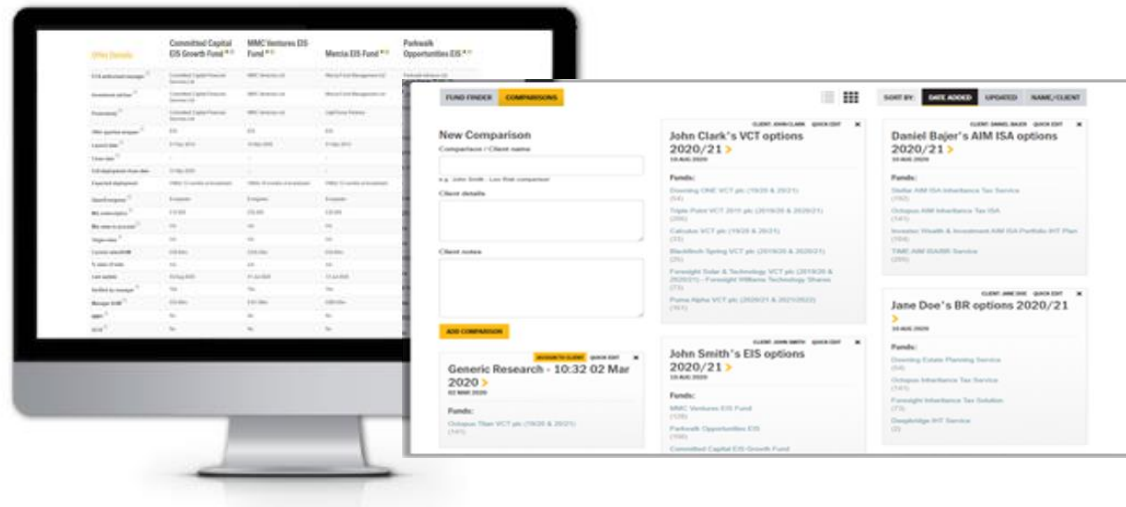


**Search** through hundreds of **EIS, SEIS, SITR, BR & VCT** investments in one place



**Easily apply filters**  
to quickly refine and  
then save client-  
specific searches

You can **compare investments** side by side and **save your comparisons** for each client





**Monitor** investments to receive in-site and email **notifications** on key updates

**Fund updated [18 May 2020]**  
The close date for MICAP Ventures has been extended to 30 November 2020.

# **CREATE SAMPLE PORTFOLIOS**

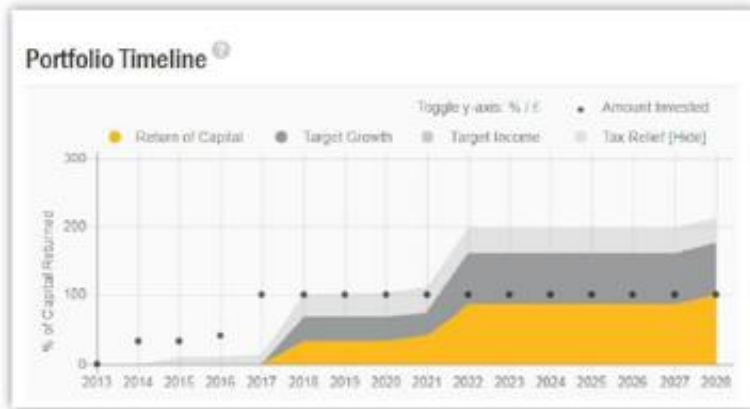


Create **sample portfolios** of investments adding real value to client meetings

See an analysis of your portfolios including all **blended charges**

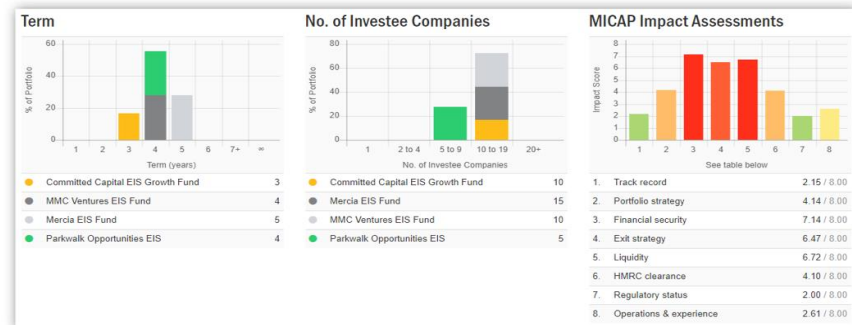
John Smith's EIS Options 2020/21		10 August 2020	
<b>Portfolio Summary</b>			
Created:	10 August 2020		
Last updated:	10 August 2020 at 11:40		
Client details:	<a href="#">See client details</a>		
Client notes:	<a href="#">See client notes</a>		
<b>Portfolio Analysis</b>			
Total investment:	£10,000		
Number of offers:	4		
Target number of investment companies:	40		
Minimum target exposure to one investment company:	£1,500		
Maximum target exposure to one investment company:	£5,000		
Target net return:	£242,500		
Target annual return:	10		
Target dividend:	10		
<b>Portfolio Charge Analysis</b>			
Initial charges from subscriptions:	1.70%		
Initial charges to investment companies:	1.33%		
Total initial charges:	3.03%		
Annual charges from investment:	2.57%		
Annual charges to investment companies:	1.97%		
Total annual charges (over entire term):	5.60%		





Our **portfolio timeline** illustrates when tax reliefs and investment returns can be expected

View a breakdown of your portfolio by **nine key metrics**



# **A FULL AUDIT TRAIL**

An **activity log** of all your research (including all views, downloads, filters, comparisons etc.) is **automatically saved**

## Full Activity Log

Filter by Date: From  to  [Clear dates](#)

[ALL](#)
[PORTFOLIOS](#)
[COMPARISONS](#)
[FILTERS](#)
[DOWNLOADS](#)

14587 entries returned. Showing records 1 to 100. [Show All](#) [Next >](#)

Client	Research	Details	Date	
You have made a selection: <a href="#">ASSIGN TO CLIENT</a>				
<input type="checkbox"/>	Generic Research	Fund viewed	Arrive - RLC Ventures SEIS/EIS Fund (170)	10 Aug 2020 15:44 <a href="#">ACTIONS -</a>
<input type="checkbox"/>	Generic Research	Portfolio created	View portfolio	28 Jul 2020 12:07 <a href="#">ACTIONS -</a>
<input type="checkbox"/>	Generic Research	Fund added to portfolio	Downing Estate Planning Service (54) - View portfolio	28 Jul 2020 12:07 <a href="#">ACTIONS -</a>
<input type="checkbox"/>	Generic Research	Fund added to portfolio	Foresight Accelerated Inheritance Tax Solution (73) - View portfolio	28 Jul 2020 12:07 <a href="#">ACTIONS -</a>
<input type="checkbox"/>	Generic Research	Fund added to portfolio	Foresight Inheritance Tax Solution (73) - View portfolio	28 Jul 2020 12:07 <a href="#">ACTIONS -</a>
<input type="checkbox"/>	Generic Research	Fund added to portfolio	Octopus Inheritance Tax Service (141) - View portfolio	28 Jul 2020 12:07 <a href="#">ACTIONS -</a>
<input type="checkbox"/>	Generic Research	Fund added to portfolio	Puma Heritage Estate Planning Service (161) - View portfolio	28 Jul 2020 12:07 <a href="#">ACTIONS -</a>
<input type="checkbox"/>	Generic Research	Fund added to portfolio	TIME.Advance BR Service (205) - View portfolio	28 Jul 2020 12:07 <a href="#">ACTIONS -</a>
<input type="checkbox"/>	Generic Research	Fund added to portfolio	Triple Point Estate Planning Service - Generations Strategy (206) - View portfolio	28 Jul 2020 12:07 <a href="#">ACTIONS -</a>

The following has been printed solely for 01 Aug 2020 and should not be relied upon by any other party

	Committed Capital EIS Growth Fund	MMC Ventures EIS Fund	Merix EIS Fund	Partwalk Opportunities EIS
PCA authorized manager	Committed Capital Financial Services Ltd	MMC Ventures Ltd	Merix Fund Management Ltd	Partwalk Advisors Ltd
Investment adviser	Committed Capital Financial Services Ltd	MMC Ventures Ltd	Merix Fund Management Ltd	Partwalk Advisors Ltd
Promoter(s)	Committed Capital Financial Services Ltd	MMC Ventures Ltd	LightHouse Partners	Partwalk Advisors Ltd
Offer type/offer wrapper	EIS	EIS	EIS	EIS
Launch date	01 Aug 2014	10 Mar 2008	01 Mar 2015	01 Aug 2014
Closed date	--	--	--	--
Full deployment close date	01 Mar 2020	--	--	05 Apr 2020
Expected deployment	Within 12 months of investment	Within 18 months of investment	Within 12 months of investment	Within 12 months of investment
Open/closed	Open/closed	Open/closed	Open/closed	Open/closed
Min subscription	£ 10,000	£25,000	£25,000	£25,000
Min raise to proceed	nil	nil	nil	nil
Target raise	nil	nil	nil	nil
Current raise/AM	£40.00m	£220.50m	£54.00m	£245.70m
% raise of total	nil	nil	nil	nil
Last update	04 Aug 2020	01 Jul 2020	10 Jul 2020	01 Jul 2020
Verified by manager	Yes	Yes	Yes	Yes
Manager AM	£10.00m	£40.00m	£100.00m	£10.00m
AMM	No	No	No	No
LCM	No	No	No	No
Approved alternative	Yes	Yes	Yes	Yes

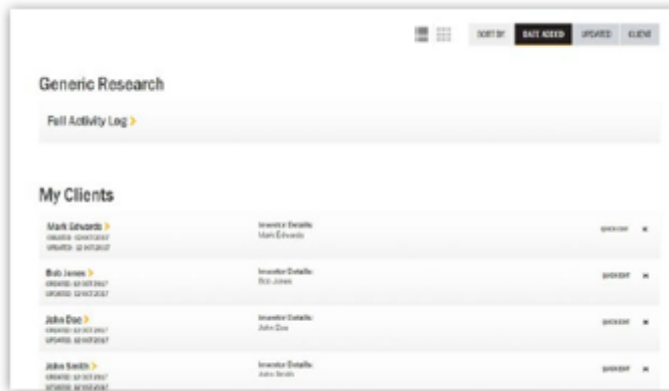
The MICAP Impact Assessment process is based on the Manager's answers to our Impact Assessment Questionnaire, which may not be verified or audited by MICAP. The resultant MICAP Impact Scores should not be taken as financial advice or a complete and comprehensive analysis of the risks of investing in the investment, which are usually set out in the Information Memorandum, Prospectus or Brochure supplied by the Investment Manager.

Alternative and unlisted investments are inherently high risk and invested capital is at risk. Tax notifications may vary depending on the investor's personal circumstances. All Capital Research Ltd is an Approved Representative of Fidelity Investment Management LLP (FIRM: F13888), which is authorised and regulated by the Financial Conduct Authority.

All research can be saved to pdf or printed

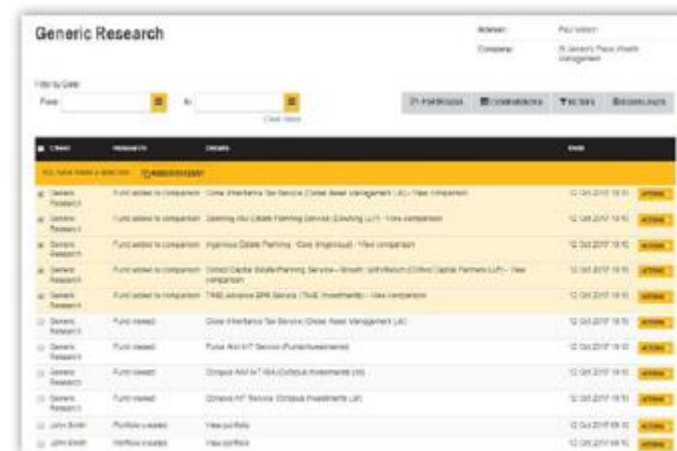
We personalise and time stamp all documentation so you have a clear audit trail





**Assign research** to one or more **client folders**

All client research is **frozen** to reflect the data on MICAP **at the date you accessed it**



### Your notes <sup>?</sup>

Alternative and unquoted investments are inherently high risk and invested capital is at risk. Tax ramifications may vary depending on the investor's personal circumstances. Please consult our full risk warning on our site for more information.

MICAP does not give investment advice. Access to the platform is restricted to investment professionals such as financial advisers and wealth managers. Persons without such professional investment experience should not log in. Only information produced by an FCA regulated firm and issued or approved as a retail financial promotion should be shared with private investors.]

SAVE NOTES

You can even add your **own notes** to each investment, or to any portfolios, comparisons and filters you create

# **DATA, SCORES, REVIEWS & DOWNLOADS**

**Access** well-presented, detailed and up-to-date data on each investment



**75+ data points** on each investment







**Download** comprehensive and **independent reviews** on investments and their managers



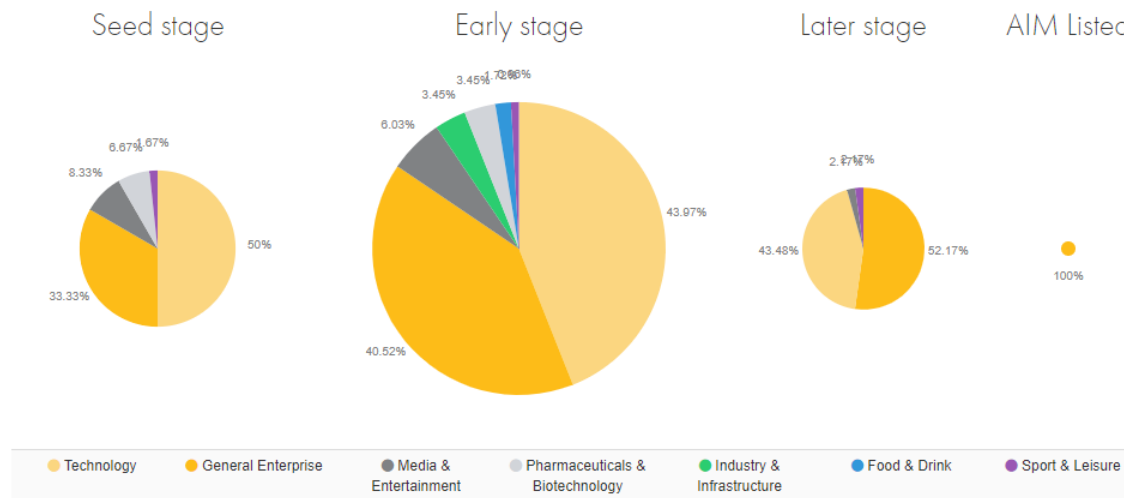


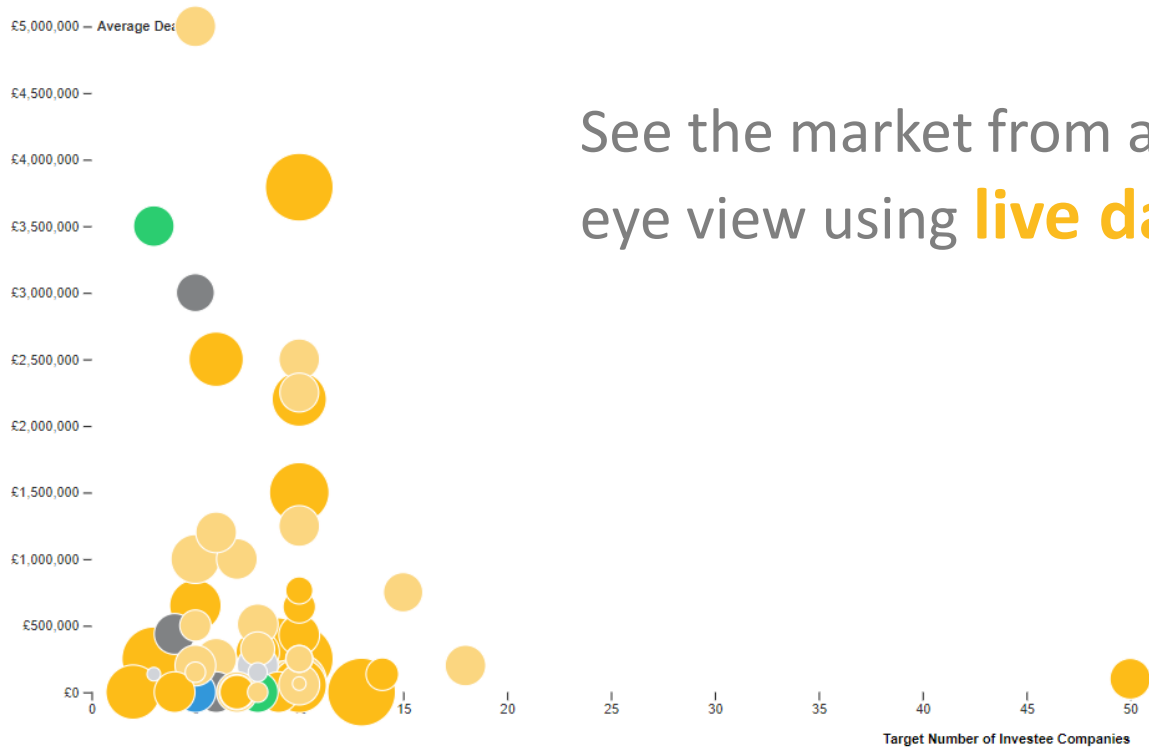
**Download** the latest **investment documents** and **application forms**



# **MARKET SNAPSHOTS**

## Access market-leading **data visualisation** on the Business Relief, EIS and VCT markets





See the market from a birds-eye view using **live data**

- Technology
- General Enterprise
- Media & Entertainment
- Pharmaceuticals & Biotechnology
- Industry & Infrastructure
- Food & Drink
- Sport & Leisure

# **PANEL SUPPORT SERVICES**



Our **expert Panel Consultants** will help you define your panel criteria and screen the market for you **each quarter**







Your panel can be **easily communicated**  
via the **MICAP Fund Finder**



# **CLIENT REPORTING**

**TOTAL ALLOCATIONS**

Shows total allocations to investments, managers and tax wrappers across all clients

**Tax Wrappers**



● VCT	40.03%
● BR	36.40%
● EIS	23.58%

**Managers**



● Insight Ventures	33.46%
● Tiger Investments	28.04%
● Accelerate IM	24.87%
● Southern Investment Management	9.19%
● James & Andrews	4.44%

**Investments**



● Tiger IHT Service	28.04%
● Accelerate VCT	16.55%
● Insight Ventures EIS	15.25%
● Insight Ventures VCT Generalist	9.85%
● Southern VCT	9.19%
● Insight Ventures IHT Service	8.36%
● Accelerate EIS	8.32%
● James & Andrews VCT	4.44%

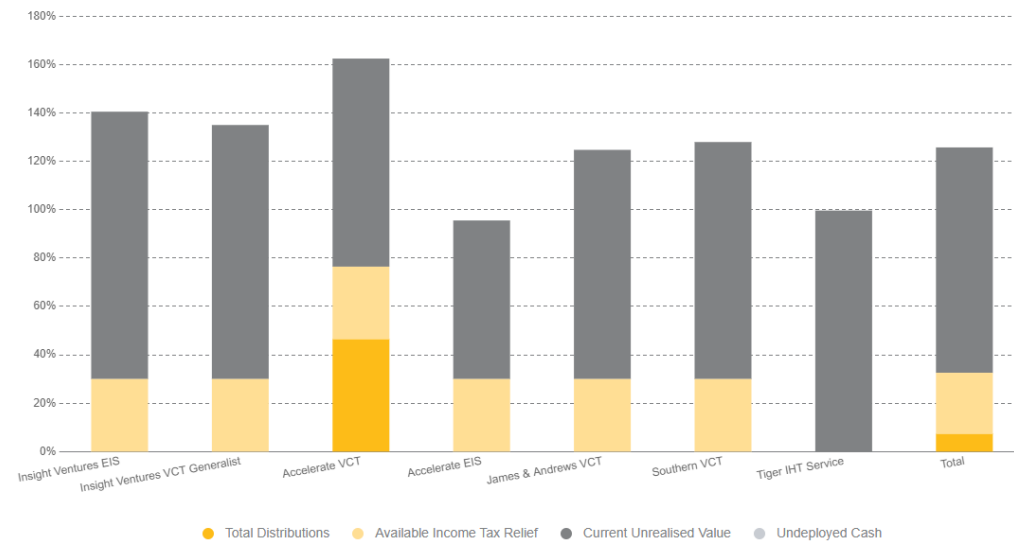
PORTFOLIO: INVESTMENT SUMMARY	
Total subscribed	£410,000
Total withdrawn	£0
Income received	£46,445
Current value	£367,006
Current total return	£3,451

PORTFOLIO: TAXATION SUMMARY	
Available income tax relief (at 30%)	£123,000
Available income tax relief (at 50%)	-
Available CGT deferral (at 20%)	£82,000
Potential amount sheltered from IHT	£91,744
Current total potential/available tax advantage	£260,744

CURRENT TAX YEAR	
Amount invested in VCTs	£85,967
Amount invested in EIS (non-KIC)	£25,000
Amount invested in EIS (KIC)	£35,000
PREVIOUS TAX YEAR	
Amount invested in EIS (non-KIC)	£170,000
Amount invested in EIS (KIC)	-

Access **firm and adviser-level data** on your clients holdings in **EIS, VCT & BR investments**

### Performance Summary

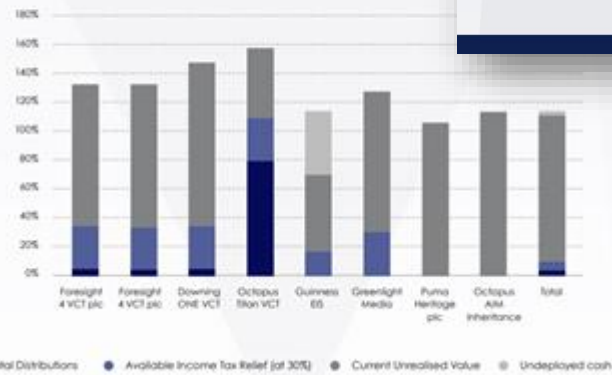


You can also **drill down** into each client's portfolio to see **up-to-date performance**

## Tax-Advantaged Portfolio Report

Client: John Smith

### Performance Summary



Download **white-labelled pdf reports** on your clients' portfolios ahead of **client meetings**



All data can be **exported** or **integrated**  
**with back-office systems**

# **NEXT STEPS**



## Next steps



Book a **20 minutes online demo** by emailing [sam.michie@micap.com](mailto:sam.michie@micap.com)



Get a **FREE trial** at [www.micap.com/getstarted](http://www.micap.com/getstarted)



Contact your dedicated Relationship Manager on **02033751728**

# MICAP is the go-to place for advisers considering tax-advantaged investments

Find out more at [www.micap.com](http://www.micap.com)

Alternative and unquoted investments are inherently high risk and invested capital is at risk. Tax ramifications may vary depending on the investor's personal circumstances. Please consult our full risk warning on our site for more information.

MICAP does not give investment advice. Access to the platform is restricted to investment professionals such as financial advisers and wealth managers. Persons without such professional investment experience should not log in. Only information produced by an FCA regulated firm and issued or approved as a retail financial promotion should be shared with private investors.

MICAP is a trading style of MI Capital Research Ltd, an Indagate Group company registered in England and Wales with registered number 08634361 and with registered office address C/O Annette & Co, Suite F16 St George's Business Park, Castle Road, Sittingbourne, ME10 3TB. MI Capital Research Ltd is an Appointed Representative of Thornbridge Investment Management LLP (FRN: 713859), which is authorised and regulated by the Financial Conduct Authority.

